

GE Grid Solutions

Model CTW6-125

Wound Primary Current Transformer Medium Voltage

Application

Metering and relaying.

Frequency

50-400 Hz

Maximum System Voltage

25.5 kV, BIL 125 kV full wave.

Continuous Thermal Rating Factor

1.50 at 30 °C., 1.33 at 55 °C.

Primary terminals 1/2-13 bolts with one Belleville washer.

Secondary terminals are brass screws No. 10 -32 with one flatwasher and lockwasher.

Vacuum cast polyurethane resin.

Approximate weight: T100 - 95 lbs.
T200 - 115 lbs.



REGULATORY AGENCY APPROVALS



E145172



LR89403

Manufactured to meet the requirements of ANSI/IEEE C57.13.

Model CTW6-125

CAUTION: Use only the Belleville washers supplied. Tighten to between 25 to 30 foot-pounds. DO NOT OVERTIGHTEN

Catalog Number	Current Ratio	Relay Class	ANSI Metering Class at 60 Hz					** Thermal Current Rating 1 Second RMS Amps
			B0.1	B0.2	B0.5	B0.9	B1.8	
CTW6-125-T100-100	10:5	T100	0.3	0.3	0.3	0.3	0.6	900*
CTW6-125-T100-150	15:5	T100	0.3	0.3	0.3	0.3	0.6	1,700*
CTW6-125-T100-250	25:5	T100	0.3	0.3	0.3	0.3	0.6	2,700*
CTW6-125-T100-500	50:5	T100	0.3	0.3	0.3	0.3	0.6	4,700*
CTW6-125-T100-750	75:5	T100	0.3	0.3	0.3	0.3	0.6	12,900*
CTW6-125-T100-101	100:5	T100	0.3	0.3	0.3	0.3	0.6	12,900*
CTW6-125-T100-151	150:5	T100	0.3	0.3	0.3	0.3	0.6	23,000*
CTW6-125-T100-201	200:5	T100	0.3	0.3	0.3	0.3	0.6	28,200*
CTW6-125-T100-301	300:5	T100	0.3	0.3	0.3	0.3	0.6	48,900*
CTW6-125-T100-401	400:5	T100	0.3	0.3	0.3	0.3	0.6	66,200*
CTW6-125-T100-601	600:5	T100	0.3	0.3	0.3	0.3	0.6	66,200*

*With a burden of B0.2 or greater connected to the secondary.

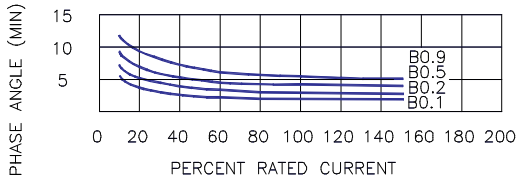
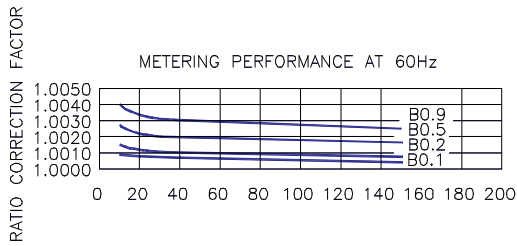
Model CTW6-125

Catalog Number	Current Ratio	Relay Class	ANSI Metering Class at 60 Hz					** Thermal Current Rating 1 Second RMS Amps
			B0.1	B0.2	B0.5	B0.9	B1.8	
CTW6-125-T200-100	10:5	T200	0.3	0.3	0.3	0.3	0.3	900*
CTW6-125-T200-150	15:5	T200	0.3	0.3	0.3	0.3	0.3	1,700*
CTW6-125-T200-250	25:5	T200	0.3	0.3	0.3	0.3	0.3	2,700*
CTW6-125-T200-500	50:5	T200	0.3	0.3	0.3	0.3	0.3	4,700*
CTW6-125-T200-750	75:5	T200	0.3	0.3	0.3	0.3	0.3	12,900*
CTW6-125-T200-101	100:5	T200	0.3	0.3	0.3	0.3	0.3	12,900*
CTW6-125-T200-151	150:5	T200	0.3	0.3	0.3	0.3	0.3	23,000*
CTW6-125-T200-201	200:5	T200	0.3	0.3	0.3	0.3	0.3	28,200*
CTW6-125-T200-301	300:5	T200	0.3	0.3	0.3	0.3	0.3	48,900*
CTW6-125-T200-401	400:5	T200	0.3	0.3	0.3	0.3	0.3	66,200*
CTW6-125-T200-601	600:5	T200	0.3	0.3	0.3	0.3	0.3	66,200*

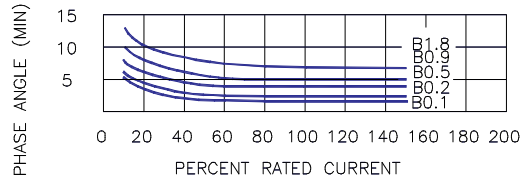
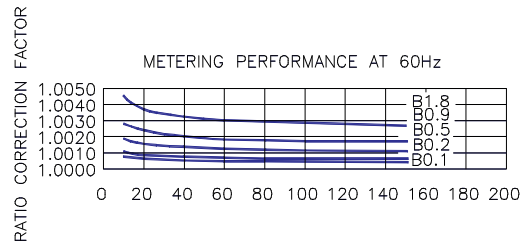
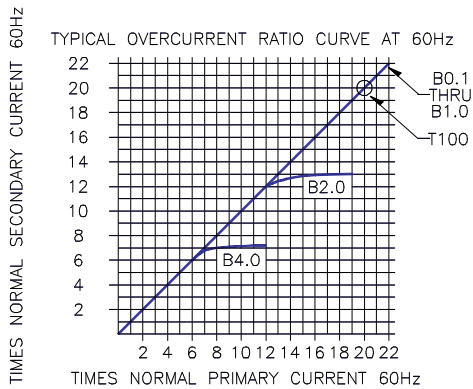
**With a burden of B0.5 or greater connected to the secondary.



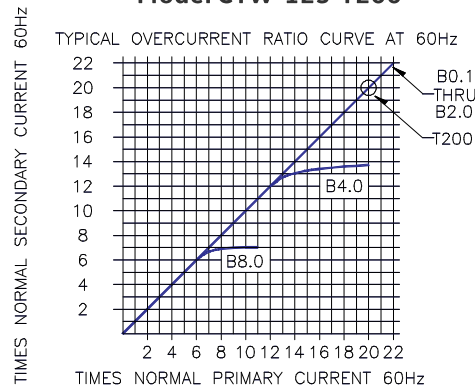
Model CTW6-125 Wound Primary CT



Model CTW-125-T100



Model CTW-125-T200



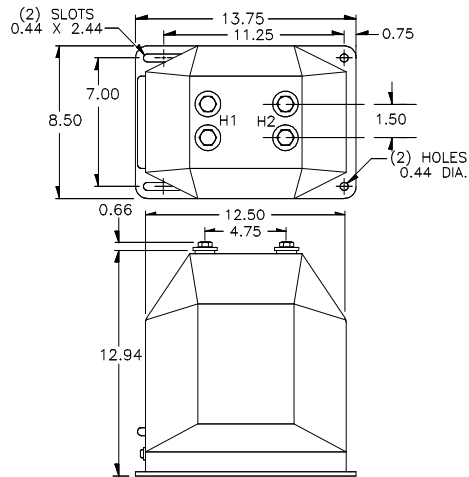
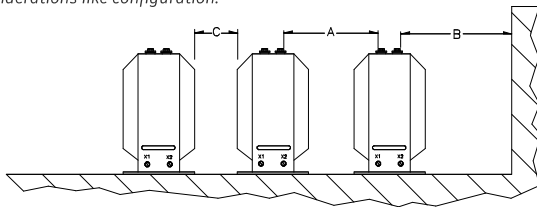
RECOMMENDED MINIMUM SPACINGS

A = HV to HV = 8.50" minimum.

B = HV to Ground in Air = 8.50" minimum.

C = Unit to Unit = 2.00" minimum.

Recommended spacing are for guidance only. User needs to set appropriate values to assure performance for high potential test, impulse test, high humidity, partial discharge, high altitude, and other considerations like configuration.



GEGridSolutions.com

Grid-AIS-L4-ITL_Model_CTW6-1434-2017_06-EN. © Copyright 2017. General Electric Company and Instrument Transformers LLC reserve the right to change specifications of described products at any time without notice and without obligation to notify any person of such changes.

Worldwide Contact Center

Web: www.GEGridSolutions.com/contact

Phone: +44 (0) 1785 250 070

USA and Canada: +1 (0) 800 547 8629

Europe, Middle East and Africa: +34 (0) 94 485 88 00

