

# Models 569TL, 569TS

## Current Transformers Window Size 9.50" x 3.75"

### Application

Metering.

### Frequency

50-400 Hz.

### Insulation Level

600 Volts, 10 kV BIL full wave.

### Continuous Thermal Current Rating Factor

1.33 at 30 °C. amb., 1.0 at 55 °C. amb.


TL-Terminals are brass studs No. 10-32 with one flatwasher, lockwasher and regular nut.

TS-Terminals are brass screws No. 10-32 with one flatwasher, lockwasher and regular nut.

Approximate weight 5 lbs.



TL Style



TS Style

#### REGULATORY AGENCY APPROVALS



E93779



LR89403

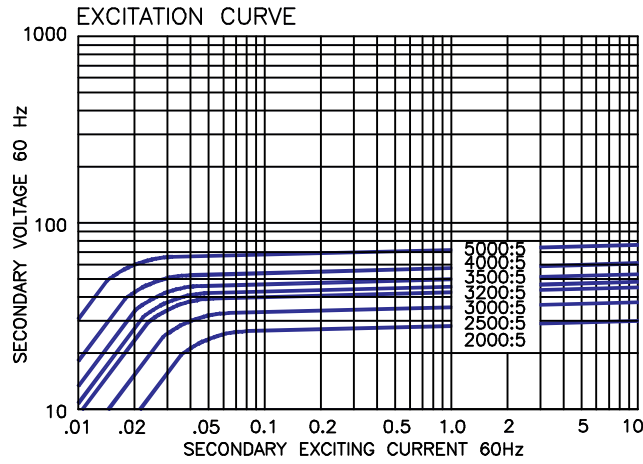
Manufactured to meet the requirements of ANSI/IEEE C57.13.  
Classified by U.L. in accordance with IEC 44-1

## Models 569TL, 569TS

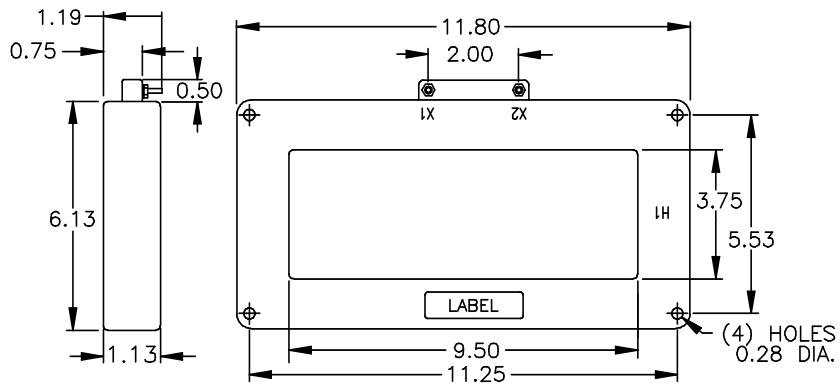
Catalog Number	Current Ratio	ANSI Metering Class at 60 Hz					Secondary Winding Resistance (Ω @ 75 °C)
		BO.1	BO.2	BO.5	BO.9	B1.8	
569**202	2,000:5	0.3	0.3	0.3	0.6	0.6	0.417
569**252	2,500:5	0.3	0.3	0.3	0.3	0.6	0.521
569**302	3,000:5	0.3	0.3	0.3	0.3	0.6	0.625
569**322	3,200:5	0.3	0.3	0.3	0.3	0.6	0.667
569**352	3,500:5	0.3	0.3	0.3	0.3	0.6	0.730
569**402	4,000:5	0.3	0.3	0.3	0.3	0.6	0.834
569**502	5,000:5	0.3	0.3	0.3	0.3	0.6	1.042

\*\*Note: When ordering, prefix Cat No. with model designation required i.e. 569TL-201, or 569TS-201, etc.

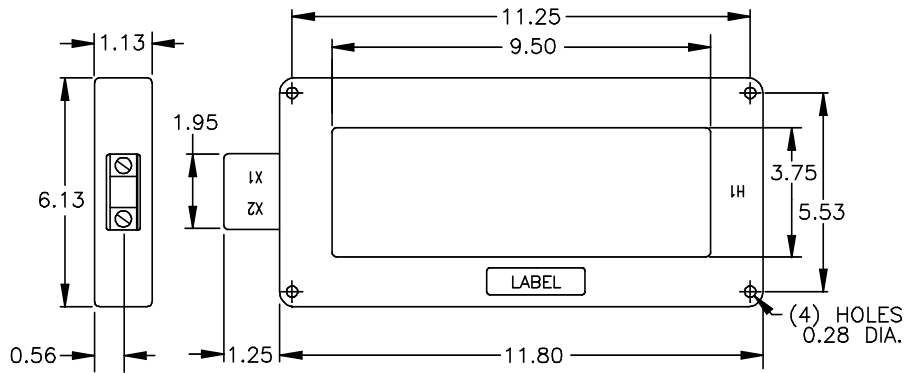




**TL Style**



**TS Style**



[GEGridSolutions.com](http://GEGridSolutions.com)

Grid-AIS-L4-ITL\_Model\_569-1328-2017\_05-EN. © Copyright 2017. General Electric Company and Instrument Transformers LLC reserve the right to change specifications of described products at any time without notice and without obligation to notify any person of such changes.

**Worldwide Contact Center**

Web: [www.GEGridSolutions.com/contact](http://www.GEGridSolutions.com/contact)

Phone: +44 (0) 1785 250 070

USA and Canada: +1 (0) 800 547 8629

Europe, Middle East and Africa: +34 (0) 94 485 88 00

