

GE

Energy Connections

Model 566

Current Transformer
Window Size 2.75" x 2.25"

Application

Metering.

Frequency

50-400 Hz.

Insulation Level

600 Volts, 10 kV BIL full wave.

Continuous Thermal Current Rating Factor

1.33 at 30 °C. amb., 1.0 at 55 °C. amb.

Terminals are brass studs No. 10-32 with one flatwasher, lockwasher and regular nut.

Approximate weight 2.5 lbs



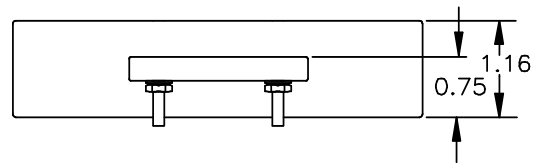
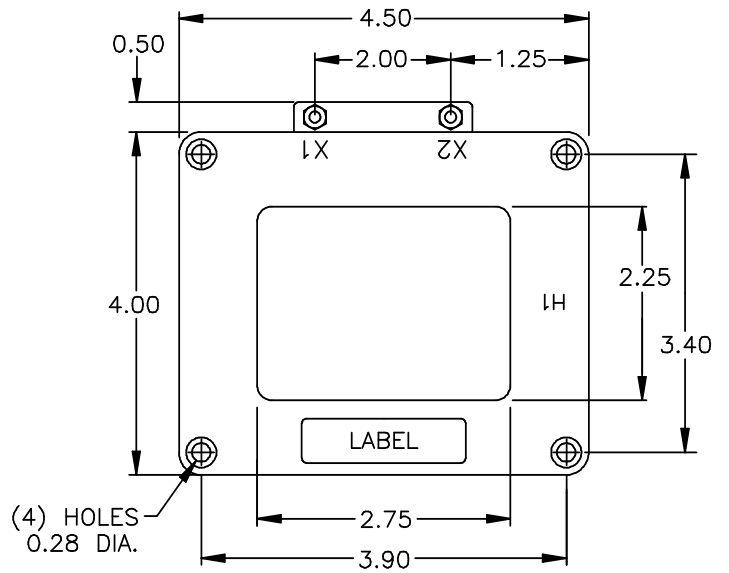
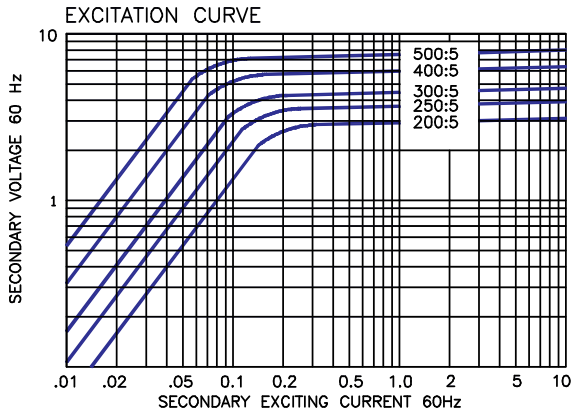
REGULATORY AGENCY APPROVALS
 E93779  LR89403
 Manufactured to meet the requirements of ANSI/IEEE C57.13.
 Classified by U.L. in accordance with IEC 44-1

Model 566

Catalog Number	Current Ratio	ANSI Metering Class at 60 Hz					Secondary Winding Resistance (Ω @ 75 °C)
		B0.1	B0.2	B0.5	B0.9	B1.8	
566-201	200:5	1.2	2.4	—	—	—	0.038
566-251	250:5	0.6	1.2	—	—	—	0.030
566-301	300:5	0.6	1.2	2.4	—	—	0.036
566-401	400:5	0.6	1.2	2.4	—	—	0.059
566-501	500:5	0.6	0.6	1.2	2.4	—	0.101



Model 566



GEGridSolutions.com

Grid-AIS-L4-ITL_Model_566-1325-2017_05-EN. © Copyright 2017. General Electric Company and Instrument Transformers LLC reserve the right to change specifications of described products at any time without notice and without obligation to notify any person of such changes.

Worldwide Contact Center

Web: www.GEGridSolutions.com/contact

Phone: +44 (0) 1785 250 070

USA and Canada: +1 (0) 800 547 8629

Europe, Middle East and Africa: +34 (0) 94 485 88 00

