

Model 460

Voltage Transformer

Application

60 Hz.

Standard Secondary Voltage

120 Volts.

Insulation Level

600 Volt, 10 kV BIL full wave.

Accuracy Class:

0.6 W, 1.2 X at 60 Hz.

Thermal Rating:

150 VA at 30 °C. amb.
100 VA at 55 °C. amb.

Terminals are brass studs No. 10-32 with one lockwasher, flatwasher and regular nut.

Approximate weight 7.75 lbs.



REGULATORY AGENCY APPROVALS



Manufactured to meet the requirements of ANSI/IEEE C57.13.
Classified by U.L. in accordance with IEC 44-1

Model 460

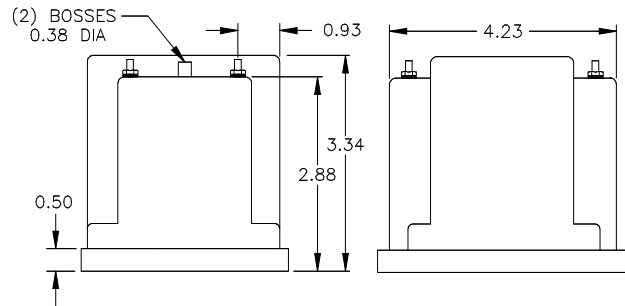
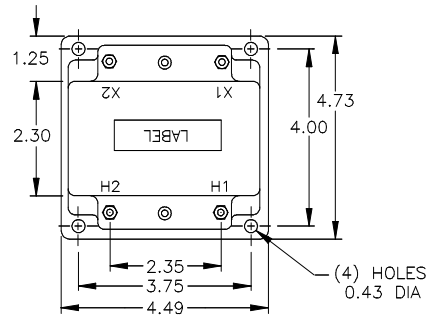
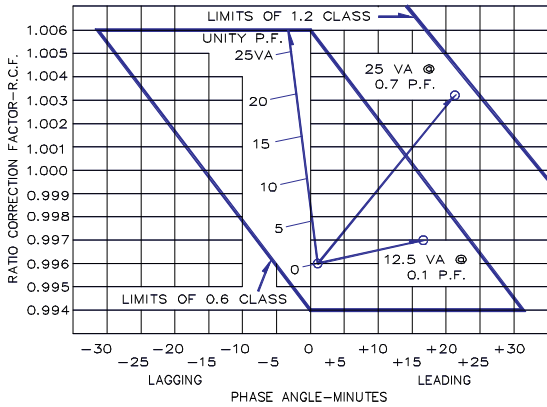
Catalog Number	Voltage Ratio	Turns Ratio	Rec. Primary Fuse rating
460-069	69.3:120	0.58:1	5.0
460-120	120:120	1:1	4.0
460-208	208:120	1.73:1	2.0
460-240	240:120	2:1	2.0
460-277	277:120	2.31:1	2.0
460-288	288:120	2.4:1	1.5
460-300	300:120	2.5:1	1.5
460-346	346:120	2.88:1	1.5
*460-480	*480:120	4:1	1.0
*460-600	*600:120	5:1	0.75



Model 460

- The core and coil assembly is encased in a thermoplastic shell and filled with resin.
- These transformers are designed for operation line-to-line. They may also be operated line -to-ground or line-to-neutral at reduced voltage (58% of rated volts).
- It is desirable to use a 1.6 amp fuse in the secondary to protect the transformer.
- With two exceptions these transformer are ANSI C57.13 group 1. Those marked * are group 2.
- Models designed specifically for 50Hz operation are available with reduced performance. Consult factory for details.
- This page contains a circle diagram for the estimation of the errors for other than rated burdens. See page 27 in this section for a description of its use.
- Each transformer has two plastic terminal cover.

VOLTAGE TRANSFORMER CIRCLE DIAGRAM
THIS GRAPH IS DRAWN FOR A 60Hz 0.6 P.F. SYSTEM LOAD



Models 460F & FF

Voltage Transformers

Frequency

60 Hz.

Standard Secondary Voltage

120 Volts.

Insulation Level

600 Volt, 10 kV BIL full wave.

Accuracy Class:

0.6 W, 1.2 X at 60 Hz.

Thermal Rating:

150 VA at 30 °C. amb.
100 VA at 55 °C. amb.

Terminals are brass screws No. 8-32 with one lockwasher, flatwasher.

Approximate weight 7.75 lbs.



Clear Plastic Cover

REGULATORY AGENCY APPROVALS



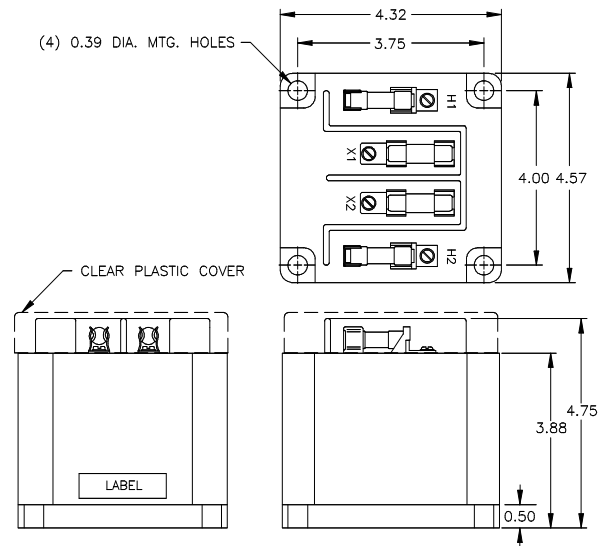
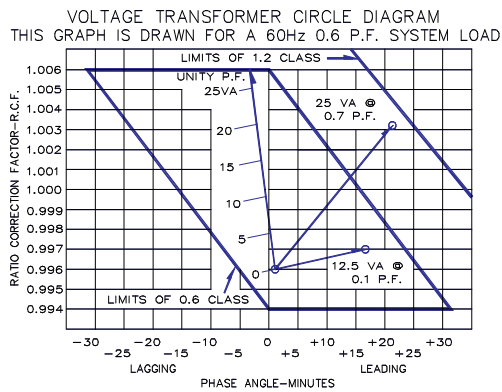
Manufactured to meet the requirements of ANSI/IEEE C57.13. Classified by U.L. in accordance with IEC 44-1

Model 460F & FF

Catalog Number		Voltage Rating	Turns Rating	Rec. Primary Fuse rating
Primary Fuses Only	Primary and Secondary Fuses			
460-069F	460-069FF	69.3:120	0.58:1	5.0
460-120F	460-120FF	120:120	1:1	4.0
460-208F	460-208FF	208:120	1.73:1	2.0
460-240F	460-240FF	240:120	2:1	2.0
460-277F	460-277FF	277:120	2.31:1	2.0
460-288F	460-288FF	288:120	2.4:1	1.5
460-300F	460-300FF	300:120	2.5:1	1.5
460-346F	460-346FF	346:120	2.88:1	1.5
*460-480F	*460-480FF	*480:120	4:1	1.0
*460-600F	*460-600FF	*600:120	5:1	0.75

Model 460F & FF

- The core and coil assembly is encased in a thermoplastic shell and filled with resin.
 - These transformers are designed for operation line-to-line. They may also be operated line-to-ground or line-to-neutral at reduced voltage (58% of rated volts).
 - It is desirable to use a 1.6 amp BBS type or equal fuse in the secondary to protect the transformer.
 - With two exceptions these transformer are ANSI C57.13 group 1. Those marked * are group 2.
 - Primary fuses are class CC rejection type.
 - Models designed specifically for 50 Hz operation are available with reduced performance. Consult factory for details.
 - This page contains a circle diagram for the estimation of the errors for other than rated burdens.
- See page 27 in this section for a description of its use.



GEGridSolutions.com

ITI-Model-460-Spec-EN-2021-03-Grid-PQP-1414. © Copyright 2021. General Electric Company and Instrument Transformers LLC reserve the right to change specifications of described products at any time without notice and without obligation to notify any person of such changes.

Worldwide Contact Center

Web: www.GEGridSolutions.com/contact

Phone: +44 (0) 1785 250 070

USA and Canada: +1 (0) 800 547 8629

Europe, Middle East and Africa: +34 (0) 94 485 88 00