

Models 3CPT3-60-30/3CPT5-95-30 and 3CPT3-60-45/3CPT5-95-45

Control Power Transformer

Application

To provide control power in medium voltage switchgear

Frequency

60 Hz.

Insulation Level

3CPT3: 5kV, 60 kV BIL full wave.
3CPT3: 15kV, 95 kV BIL full wave.

Thermal Rating

30 kVA at 30°C ambient.
25.7 kVA at 55°C ambient, 80°C rise.
45 kVA at 30°C ambient.
38.6 kVA at 55°C ambient, 80°C rise.

Primary terminals are copper compression type lugs.

Secondary terminals are brass studs 1/2-13 with one flatwasher, lockwasher and two regular nuts.
Windings are encapsulated in epoxy resin.
Mounting base is steel.


Assembly is varnish coated.
Supplied with taps on primary side:
Cat. suffix A (1) + 7 1/2% taps or
Cat. suffix B (2) + 2 1/2% taps
Secondary typically 208 Y/120 V.

Available as unfused only.

Vertical or horizontal mounting.

Mounting base and frame is 7 ga. (0.188"thk) steel with (8) 0.56 x 0.875 slots.

For indoor use.
Approximate weight 730 lbs.



Models 3CPT3-60-30/3CPT5-95-30

**Catalog number	Primary Voltage	Secondary Voltage	*Fuse Rating
3CPT3-60-30-242**	2,400	208Y/120	20E
3CPT3-60-30-4161**	4,160	208Y/120	15E
3CPT3-60-30-482**	4,800	208Y/120	10E
3CPT5-95-30-722**	7,200	208Y/120	10E
3CPT5-95-30-842**	8,400	208Y/120	10E
3CPT5-95-30-123**	12,000	208Y/120	5E
3CPT5-95-30-1242**	12,470	208Y/120	5E
3CPT5-95-30-1322**	13,200	208Y/120	5E
3CPT5-95-30-1382**	13,800	208Y/120	5E

Models 3CPT3-60-45/3CPT5-95-45

**Catalog number	Primary Voltage	Secondary Voltage	*Fuse Rating
3CPT3-60-45-242**	2,400	208Y/120	25E
3CPT3-60-45-4161**	4,160	208Y/120	15E
3CPT3-60-45-482**	4,800	208Y/120	15E
3CPT5-95-45-722**	7,200	208Y/120	15E
3CPT5-95-45-842**	8,400	208Y/120	15E
3CPT5-95-45-123**	12,000	208Y/120	7E
3CPT5-95-45-1242**	12,470	208Y/120	7E
3CPT5-95-45-1322**	13,200	208Y/120	7E
3CPT5-95-45-1382**	13,800	208Y/120	7E

*Note all fuse rating are based on NEC transformer overcurrent protection recommendations. Specific applications may require other other ratings.

**For 1 + 7 1/2% taps use suffix "A" after Catalog No.

**For 2 + 2 1/2% taps use suffix "B" after Catalog No.



3CPT3-60-30 / 3CPT5-95-30 / 3CPT3-60-45 / 3CPT5-95-45

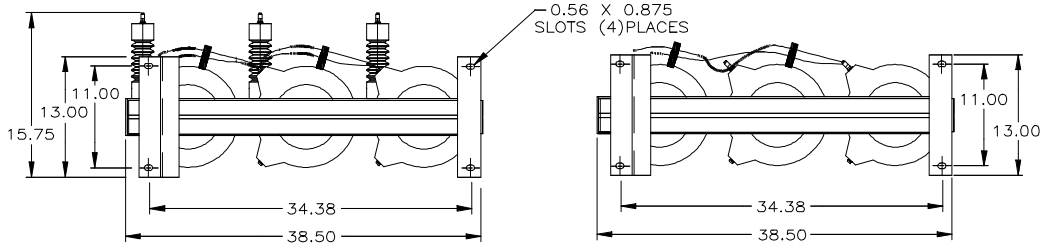
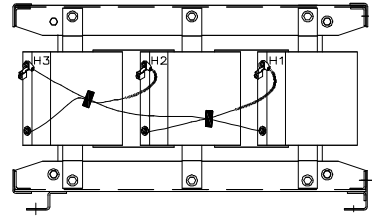
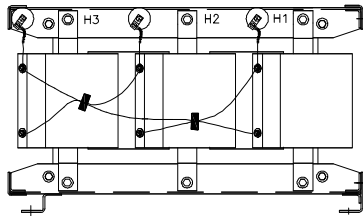
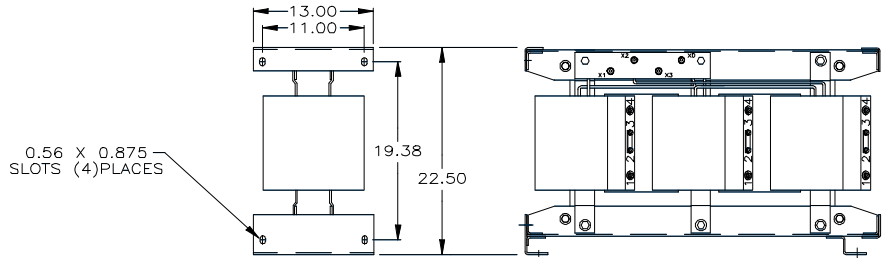
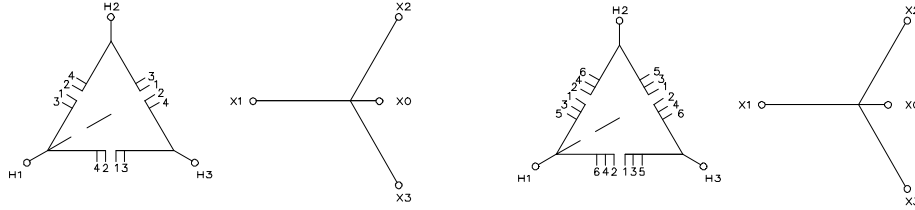
PRIMARY VOLTS	CONNECT
107.5%	1 - 2
100%	2 - 3
92.5%	3 - 4

1 $\pm 7-1/2\%$ PRIMARY TAPS
SUFFIX "A"

PRIMARY VOLTS	CONNECT
105%	1 - 2
102.5%	2 - 3
100%	3 - 4
97.5%	4 - 5
92.5%	5 - 6

2 $\pm 2-1/2\%$ PRIMARY TAPS
SUFFIX "B"

Horizontal or Vertical Mounting



Dimensions for 95kV BIL units

Dimensions for 60kV BIL units

GEGridSolutions.com

Grid-AIS-L4-ITL_Model_3CPT3-60-30-1077-2017_05-EN. © Copyright 2017. General Electric Company and Instrument Transformers LLC reserve the right to change specifications of described products at any time without notice and without obligation to notify any person of such changes.

Worldwide Contact Center

Web: www.GEGridSolutions.com/contact

Phone: +44 (0) 1785 250 070

USA and Canada: +1 (0) 800 547 8629

Europe, Middle East and Africa: +34 (0) 94 485 88 00

