

Model 125

Current Transformer Window Diameter 6.31"

Application

Metering.

Frequency

50-400 Hz.

Insulation Level

600 Volt, 10 kV BIL full wave.

Terminal are brass studs No. 8-32 with one flatwasher, lockwasher and regular nut.

Order mounting bracket kit 0221B00231 separately.

Order bus bar mounting kit 0221A26076 separately, factory installed.

Approximate weight 3 lbs.



Shown with Bus Bar Mounting Kit

REGULATORY AGENCY APPROVALS



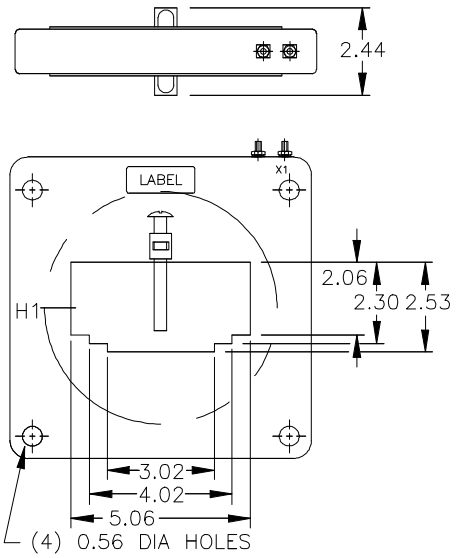
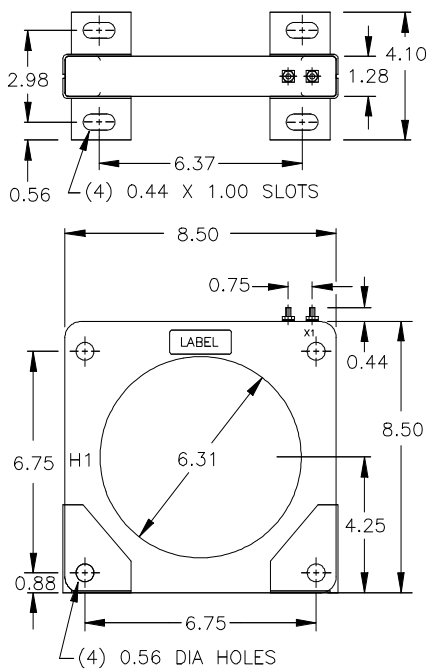
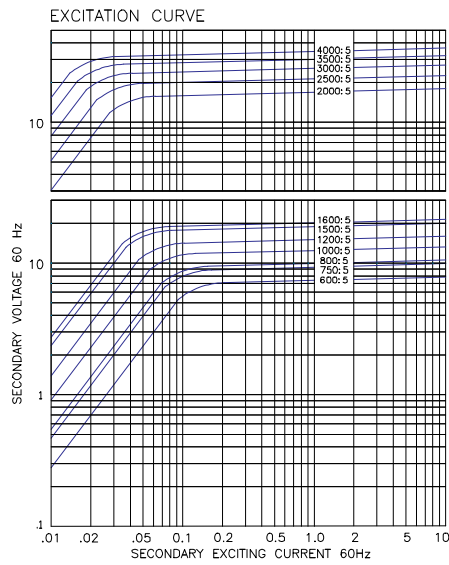
Manufactured to meet the requirements of ANSI/IEEE C57.13.
Classified by U.L. in accordance with IEC 44-1

Model 125

Catalog Number	Current Ratio	ANSI Metering Class at 60 Hz					Secondary Winding Resistance (Ω @ 75 °C)	Continuous Thermal Rating Factor	
		B0.1	B0.2	B0.5	B0.9	B1.8		@ 30 °C	@ 55 °C
125-601	600:5	0.3	0.3	1.2	1.2	2.4	0.071	1.5	1.33
125-751	750:5	0.3	0.3	0.6	1.2	2.4	0.143	1.5	1.33
125-801	800:5	0.3	0.3	0.6	1.2	2.4	0.116	1.5	1.33
125-102	1,000:5	0.3	0.3	0.3	0.6	1.2	0.187	1.5	1.33
125-122	1,200:5	0.3	0.3	0.3	0.6	1.2	0.224	1.5	1.33
125-152	1,500:5	0.3	0.3	0.3	0.3	0.6	0.285	1.5	1.33
125-162	1,600:5	0.3	0.3	0.3	0.3	0.6	0.304	1.5	1.33
125-202	2,000:5	0.3	0.3	0.3	0.3	0.6	0.280	1.5	1.0
125-252	2,500:5	0.3	0.3	0.3	0.3	0.6	0.351	1.33	1.0
125-302	3,000:5	0.3	0.3	0.3	0.3	0.6	0.421	1.33	1.0
125-352	3,500:5	0.3	0.3	0.3	0.3	0.3	0.491	1.33	1.0
125-402	4,000:5	0.3	0.3	0.3	0.3	0.3	0.696	1.0	0.8



Model 125



Bus Bar Kit Shown

GEGridSolutions.com

ITI-Model-125-Spec-EN-2018-02-Grid-AIS-1241. © Copyright 2018. General Electric Company and Instrument Transformers LLC reserve the right to change specifications of described products at any time without notice and without obligation to notify any person of such changes.

Worldwide Contact Center

Web: www.GEGridSolutions.com/contact

Phone: +44 (0) 1785 250 070

USA and Canada: +1 (0) 800 547 8629

Europe, Middle East and Africa: +34 (0) 94 485 88 00

