

EnerVista PQMII Setup Software Version 2.35 Release Notes

GE Publication Number: GER-4658

Copyright © 2014 GE Multilin Inc.

Overview

Summary

GE Multilin has released updated EnerVista PQMII Setup Software v2.35.

- Affected product: PQMII Power Quality Meter – EnerVista PQMII Setup Software
- Release Date: November 06, 2014

This setup software update provides the following features and enhancements:

- Upgraded Operating System Compatibility
 - Windows 7 (SP1 or later) – 32 or 64 bit
 - Windows 8.1 - 32 or 64 bit
 - Improved import of PQM FW v3.60 and newer settings files
 - Enhanced Offline Event Viewer to view saved events Improved Device Support (New devices, Updated firmware supported)
 - Application stability improvements for data logger reading
-

Release Details

Enhancements

In the following enhancement descriptions, a revision category letter is placed to the left of the description. Refer to the Appendix at the end of this document for a description of the categories displayed.

N

Upgraded Operating System Compatibility

EnerVista PQMII Setup Software v2.35 is now compatible with the following operating systems

Supported Operating systems	<ul style="list-style-type: none">• Windows 7 (SP1 or later) – 32 or 64 bit• Windows 8.1- 32 or 64 bit
-----------------------------	---

C

Improved import of PQM Firmware v3.60 and newer settings files

EnerVista PQMII Setup Software v2.35 supports the import of PQM firmware v3.60 and newer settings files. Previous challenges with importing settings files older than PQM firmware v3.60 have been resolved.

However, users still must first convert settings files older than PQM firmware v3.60 first before importing into the PQMII Setup Software v2.35. A process is provided in the Appendix to convert files to PQM firmware v3.60.

E

Enhanced Offline Event Viewer to view saved events files

The Offline Event Viewer has been enhanced in this release of the PQMII setup software to show values correctly when a saved events file is opened when the setup software is offline.

R

Application stability improvements for data logger reading

EnerVista PQMII Setup Software v2.35 has implemented program stability improvements in the case when the PQMII data logger fills its logging capacity. This usually occurs when the power cycle is complete for the PQMII.

Upgrades

Upgrading from a previous version of the PQMII Setup Software v2.35 can be done via EnerVista Launchpad or downloaded directly at: <http://www.gedigitalenergy.com/app/ViewFiles.aspx?prod=pqmii&type=7>

Please contact your local GE Multilin sales representative or GE Multilin Customer Service Department (CST) for any questions regarding this upgrade.

Appendix

Converting settings files older than PQM firmware v3.60 for import into PQM II v2.35 Setup Software

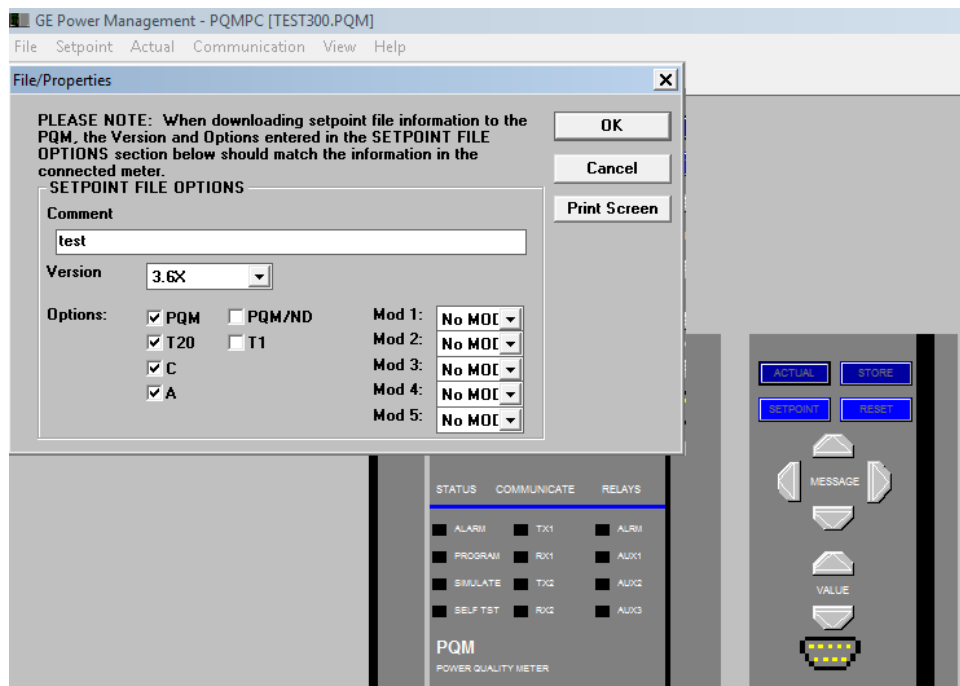
There are two tasks involved in the conversion:

1. Use PQM PC Setup software to convert the setting file older than PQM firmware v3.60 file to v3.60.
2. Import the converted PQM v3.60 settings file in task 1 into the PQM II v2.35 Setup Software,

Detailed steps for each task are provided below:

Task 1: Use PQM PC Setup software to convert the setting file older than PQM firmware v3.60 file to v3.60.

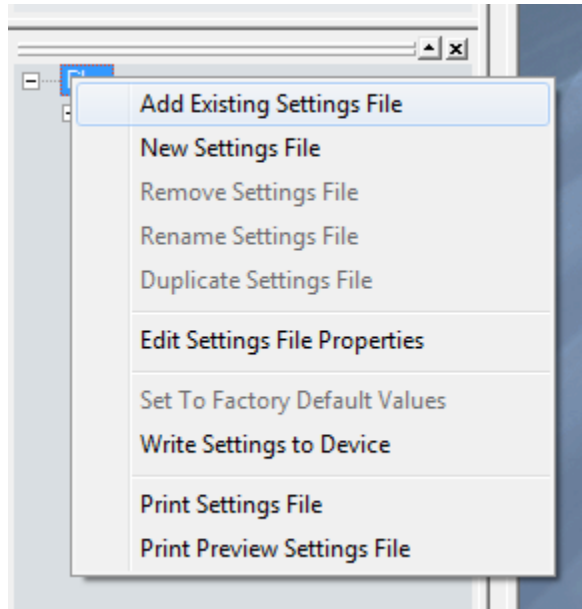
1. Launch PQM PC Setup Software.
2. Open the settings file older than PQM v3.60 the PQM PC Setup Software.
3. Under **File -> File/Properties**, change the Version to 3.6X.



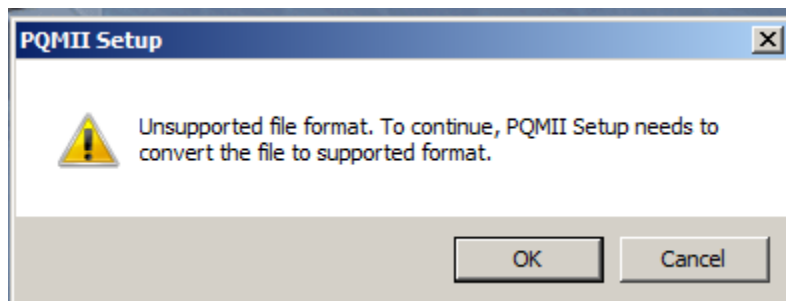
4. Press **Save** to save the file.

Task 2: Import the converted PQM v3.60 settings file in task 1 into the PQM II v2.35 Setup Software

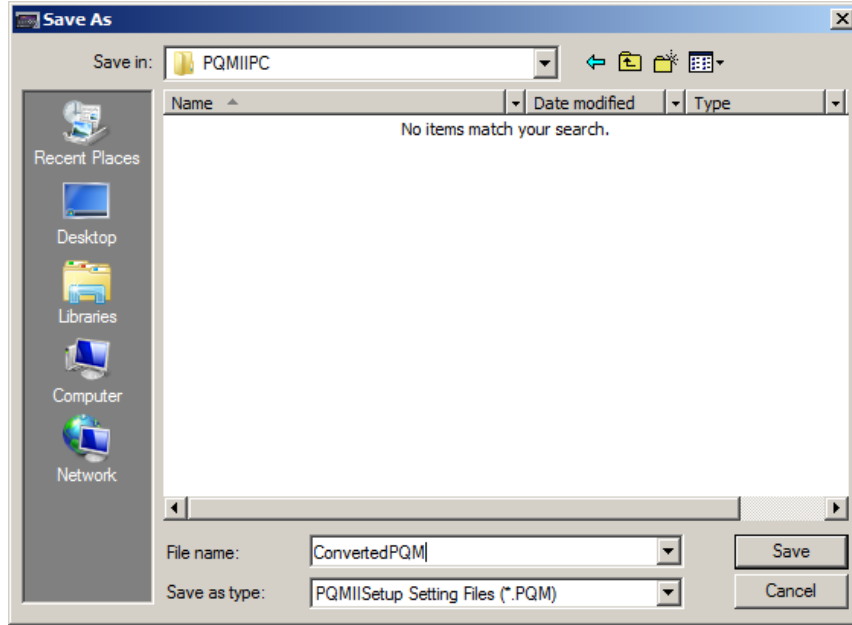
5. Launch PQM II v2.35 Setup Software.
6. Right click in the offline tree area of PQMII v2.35 and select **Add Existing Setting File** from menu as shown in the below screen shot.



7. Select the PQM file which was created and saved in Task 1.
8. PQM II v2.35 Setup Software will prompt for confirmation:



- Click on **OK** button. The Save As dialog box for the converted file will appear to enter a file name and type.



- Enter a new File name and ensure the Save as Type is "PQMIIsetup Setting Files (*.PQM)".
- Click on the **Save** button. The file will be converted and added to the offline tree.

Change categories

This document uses the following categories to classify the changes.

Table 1: Revision categories

Code	Category	Comments
N	New feature	A separate feature added to the relay. Changes to existing features even if they significantly expand the functionality are not in this category
G	Change	A neutral change that does not bring any new value and is not correcting any known problem
E	Enhancement	Modification of an existing feature bringing extra value to the application
D	Changed, incomplete or false faceplate or user interface indications	Changes to, or problems with text messages, LEDs, user pushbuttons or other user interface elements
R	Changed, incomplete or false relay records	Changes to, or problems with relay records (oscillography, demand, fault reports, etc.)
C	Protocols and communications	Changes to, or problems with protocols or communication features
M	Metering	Metering out of specification or other metering problems
P	Protection out of specification	Protection operates correctly but does not meet published specifications (example: delayed trip)
U	Unavailability of protection	Protection not available in a self-demonstrating way so that corrective actions could be taken immediately
H	Hidden failure to trip	Protection may not operate when it should
F	False trip	Protection may operate when it should not
B	Unexpected restart	Relay restarts unexpectedly

The revision category letter is placed to the left of the change description.

Contact Information

GE Digital Energy

GE Digital Energy
650 Markland Street
Markham, Ontario
Canada L6C 0M1

Worldwide telephone: +1 905 927 7070
Europe/Middle East/Africa telephone: +34 94 485 88 54
North America toll-free: 1 800 547 8629
Fax: +1 905 927 5098

Worldwide e-mail: multilin.tech@ge.com
Europe e-mail: multilin.tech.euro@ge.com

Website: <http://www.gedigitalenergy.com/multilin>