

# MODEL 5

## Current Transformer

Window Diameter 1.56"



Models 5RT & 5RL Shown



### Application

With ammeters, wattmeters, and cross current compensation.

### Frequency

50-400 Hz.

### Insulation Level

600 Volt, 10 kV BIL full wave.

Flexible leads are UL 1015, 105°C., CSA approved. #16 AWG, 24" long.

Non-standard length to be specified.

Terminals are brass studs No. 8-32 with one flatwasher, lockwasher and regular nut.

SHT and SHF case styles also available as SHL and SFL with leads.

Mounting bracket kit 0221B00180 when required for Model 5SHT.

Approximate weight 1.0 lbs.

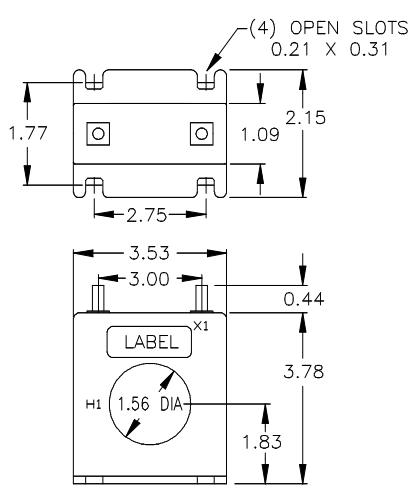
### Model 5

CATALOG NUMBER	CURRENT RATIO	ACCURACY AT 60 Hz	BURDEN VA AT 60 Hz
5**—500	50:5	± 2%	1.0
5**—750	75:5	± 2%	1.5
5**—101	100:5	± 2%	2.0
5**—151	150:5	± 1%	5.0
5**—201	200:5	± 1%	5.0
5**—251	250:5	± 1%	10.0
5**—301	300:5	± 1%	12.5
5**—401	400:5	± 1%	12.5
5**—501	500:5	± 1%	20.0
5**—601	600:5	± 1%	25.0
*5**—751	750:5	± 1%	25.0
* 5**—801	800:5	± 1%	25.0
* 5**—102	1000:5	± 1%	25.0
* 5**—122	1200:5	± 1%	30.5

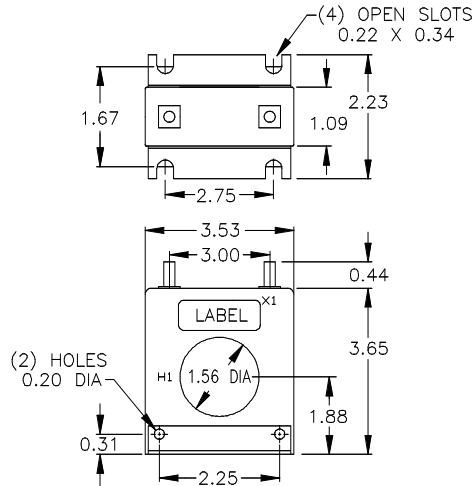
\*\*Note: When ordering, prefix Cat No. with model designation required i.e. 5SFT—500, 5RL—500, etc.

\*Note: Available in SFT, SHT and RL only.

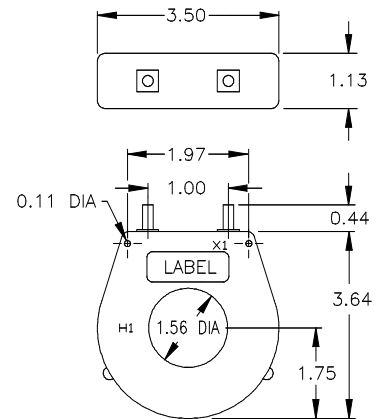
## Model 5



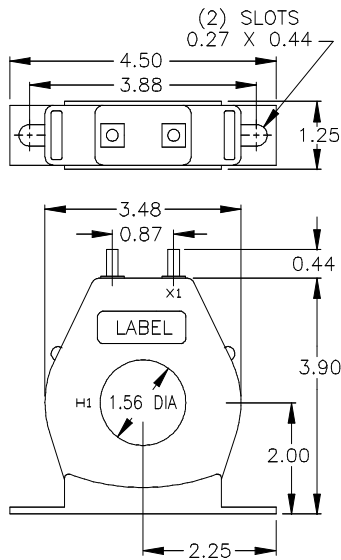
**Model 5SFT**



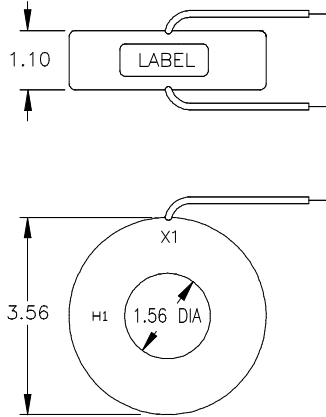
**Model 5SHT**



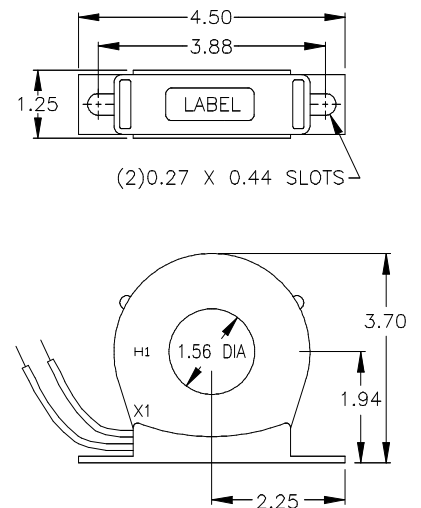
**Model 5SRT**



**Model 5RBT**



**Model 5RL**



**Model 5RBL**

For more information, visit [governova.com/grid-solutions](http://governova.com/grid-solutions)

Instrument Transformers LLC reserve the right to change specifications of described products at any time without notice and without obligation to notify any person of such changes.

© 2025 GE Vernova and/or its affiliates. All rights reserved. GE and the GE Monogram are trademarks of General Electric Company used under trademark license.



**GE VERNOVA**

GEA-N50299  
English  
251023