

MODELS 191, 192, 193, 194, 195

Current Transformers

Window Diameter

1.25", 1.75", 2.13", 2.50", 3.06"



Model 194

REGULATORY AGENCY APPROVALS



Manufactured to meet the requirements of ANSI/IEEE C57.13.
Transformers comply with IEC 61689

Application

Relaying and metering.

Features

50-400 Hz

Insulation Level

600 Volts, 10 kV BIL full wave.

Model 191 Window Diameter 1.25"

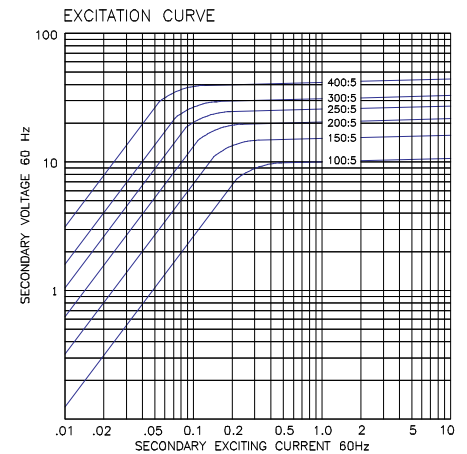
Approximate weight 5.50 lbs.

CATALOG NUMBER	CURRENT RATIO	RELAY CLASS	ANSI METERING CLASS AT 60 Hz					SECONDARY WINDING RESISTANCE (Ω @ 75°C)	CONTINUOUS THERMAL RATING FACTOR	
			B0.1	B0.2	B0.5	B0.9	B1.8		@ 30°C	@ 55°C
191-101	100:5	—	0.6	0.6	2.4	4.8	—	0.034	2.0	2.0
191-151	150:5	C10	0.3	0.3	1.2	1.2	2.4	0.051	2.0	2.0
191-201	200:5	C10	0.3	0.3	0.6	1.2	2.4	0.068	2.0	2.0
191-251	250:5	C20	0.3	0.3	0.3	0.6	1.2	0.085	2.0	1.5
191-301	300:5	C20	0.3	0.3	0.3	0.3	0.6	0.126	1.5	1.33
191-401	400:5	C20	0.3	0.3	0.3	0.3	0.6	0.189	1.5	1.0

Terminals are brass studs No. 8-32 with one flatwasher, lockwasher and regular nut.

Order mounting bracket kit 0221B00777 separately.

Multi-ratios available on request.

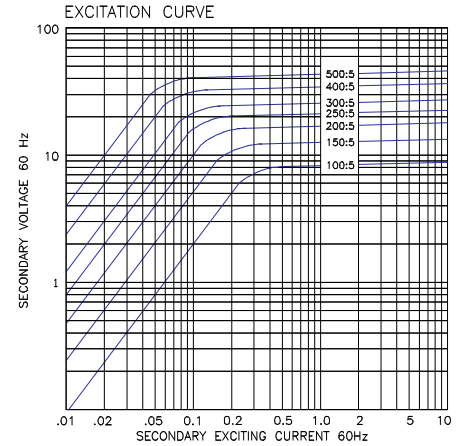


Model 192 Window Diameter 1.75"

Approximate weight 4.75 lbs.

CATALOG NUMBER	CURRENT RATIO	RELAY CLASS	ANSI METERING CLASS AT 60 Hz					SECONDARY WINDING RESISTANCE (Ω @ 75°C)	CONTINUOUS THERMAL RATING FACTOR	
			B0.1	B0.2	B0.5	B0.9	B1.8		@ 30°C	@ 55°C
192-101	100:5 *	—	0.6	1.2	2.4	4.8	—	0.031	2.0	2.0
192-151	150:5 *	—	0.6	0.6	1.2	2.4	4.8	0.058	2.0	2.0
192-201	200:5 *	C10	0.3	0.3	0.6	1.2	2.4	0.063	2.0	1.5
192-251	250:5 *	C10	0.3	0.3	0.3	0.6	1.2	0.097	2.0	1.5
192-301	300:5 *	C10	0.3	0.3	0.3	0.6	1.2	0.131	2.0	1.33
192-401	400:5 *	C20	0.3	0.3	0.3	0.3	0.6	0.174	1.5	1.0
192-501	500:5 *	C20	0.3	0.3	0.3	0.3	0.6	0.218	1.5	1.0

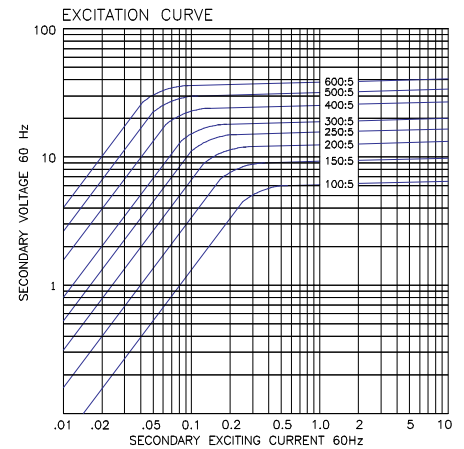
*Industry Canada Approval No. T-195



Model 193 Window Diameter 2.13"

Approximate weight 4.25 lbs.

CATALOG NUMBER	CURRENT RATIO	RELAY CLASS	ANSI METERING CLASS AT 60 Hz					SECONDARY WINDING RESISTANCE (Ω @ 75°C)	CONTINUOUS THERMAL RATING FACTOR	
			B0.1	B0.2	B0.5	B0.9	B1.8		@ 30°C	@ 55°C
193-101	100:5	—	1.2	1.2	4.8	—	—	0.024	2.0	2.0
193-151	150:5	—	0.6	0.6	1.2	2.4	4.8	0.038	2.0	2.0
193-201	200:5	—	0.3	0.3	1.2	1.2	2.4	0.071	2.0	2.0
193-251	250:5	C10	0.3	0.3	0.6	1.2	2.4	0.072	2.0	1.5
193-301	300:5	C10	0.3	0.3	0.3	0.6	1.2	0.082	2.0	1.5
193-401	400:5	C10	0.3	0.3	0.3	0.3	0.6	0.142	1.5	1.33
193-501	500:5	C20	0.3	0.3	0.3	0.3	0.6	0.159	1.5	1.33
193-601	600:5	C20	0.3	0.3	0.3	0.3	0.6	0.191	1.5	1.0

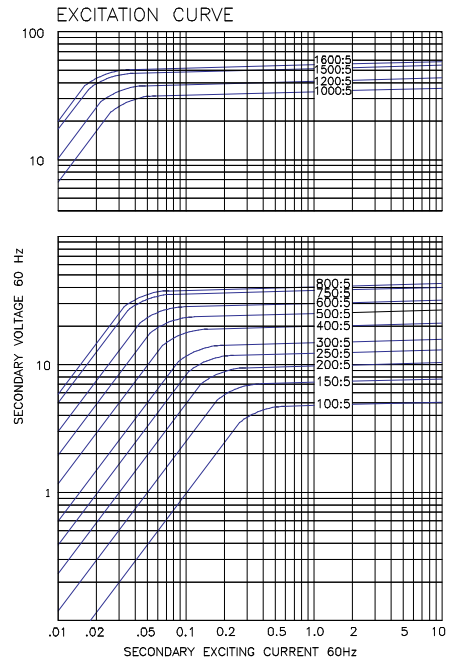


Model 194 Window Diameter 2.50"

Approximate weight 3.50 lbs.

CATALOG NUMBER	CURRENT RATIO	RELAY CLASS	ANSI METERING CLASS AT 60 Hz					SECONDARY WINDING RESISTANCE (Ω @ 75°C)	CONTINUOUS THERMAL RATING FACTOR	
			B0.1	B0.2	B0.5	B0.9	B1.8		@ 30°C	@ 55°C
194-101	100:5	—	1.2	2.4	4.8	—	—	0.033	2.0	2.0
194-151	150:5 *	—	0.6	1.2	2.4	4.8	4.8	0.050	2.0	2.0
194-201	200:5 *	—	0.6	0.6	1.2	2.4	4.8	0.065	2.0	2.0
194-251	250:5 *	—	0.3	0.3	0.6	1.2	2.4	0.084	2.0	1.5
194-301	300:5 *	—	0.3	0.3	0.6	1.2	2.4	0.101	2.0	1.5
194-401	400:5 *	C10	0.3	0.3	0.3	0.6	1.2	0.104	2.0	1.5
194-501	500:5 *	C10	0.3	0.3	0.3	0.3	0.6	0.133	1.5	1.0
194-601	600:5 *	C10	0.3	0.3	0.3	0.6	0.6	0.180	1.5	1.0
194-751	750:5 *	C10	0.3	0.3	0.3	0.3	0.3	0.283	1.0	0.8
194-801	800:5 *	C10	0.3	0.3	0.3	0.3	0.3	0.302	1.0	0.8
194-102	1000:5 *	—	0.3	0.3	0.3	0.3	0.3	0.354	1.0	0.8
194-122	1200:5 *	—	0.3	0.3	0.3	0.3	0.3	0.425	1.0	0.8
194-152	1500:5 *	—	0.3	0.3	0.3	0.3	0.3	0.531	1.0	0.6
194-162	1600:5 *	—	0.3	0.3	0.3	0.3	0.3	0.566	0.8	0.6

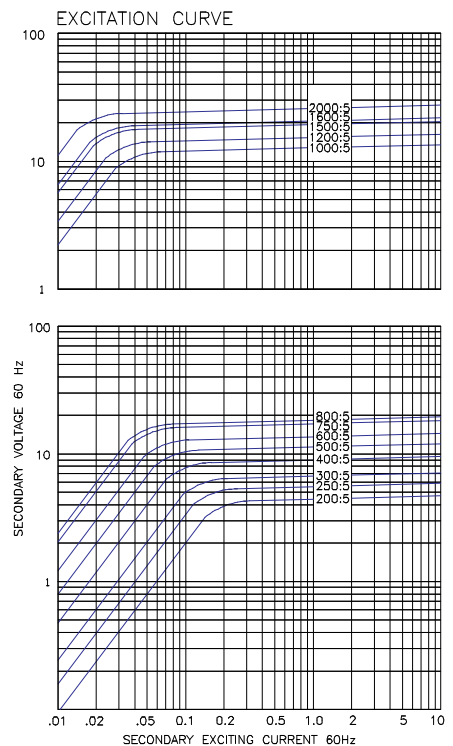
*Industry Canada Approval No. T-196



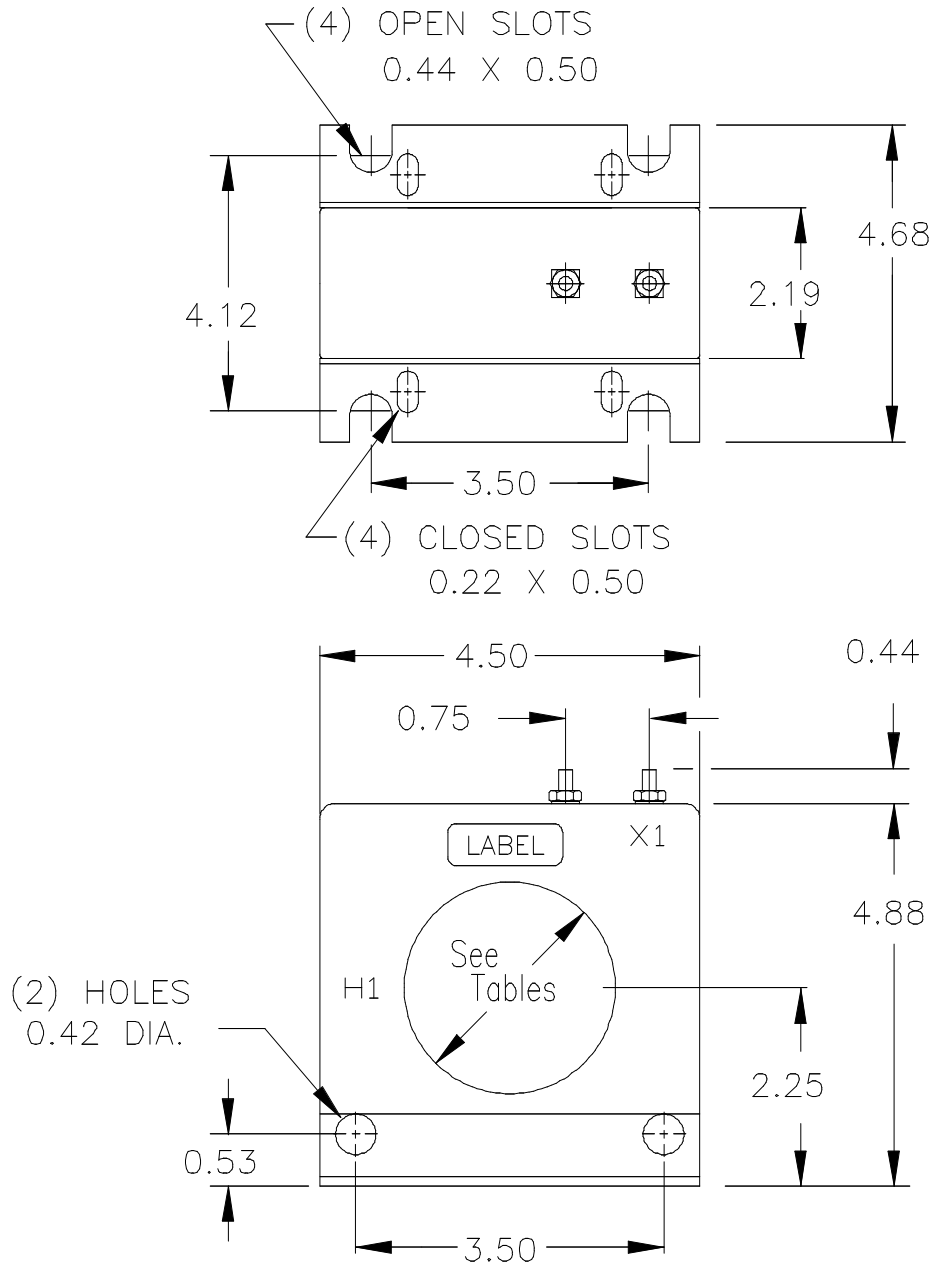
Model 195 Window Diameter 3.06"

Approximate weight 2.25 lbs.

CATALOG NUMBER	CURRENT RATIO	ANSI METERING CLASS AT 60 Hz					SECONDARY WINDING RESISTANCE (W @ 75°C)	CONTINUOUS THERMAL RATING FACTOR	
		B0.1	B0.2	B0.5	B0.9	B1.8		@ 30°C	@ 55°C
195-201	200:5	0.6	1.2	2.4	4.8	—	0.040	2.0	2.0
195-251	250:5	0.3	0.6	1.2	2.4	4.8	0.069	2.0	2.0
195-301	300:5	0.3	0.6	1.2	2.4	2.4	0.068	2.0	2.0
195-401	400:5	0.3	0.3	0.6	1.2	2.4	0.110	2.0	1.5
195-501	500:5	0.3	0.3	0.3	0.6	1.2	0.105	2.0	1.5
195-601	600:5	0.3	0.3	0.3	0.6	1.2	0.151	1.5	1.33
195-751	750:5	0.3	0.3	0.3	0.6	0.6	0.197	1.5	1.0
195-801	800:5	0.3	0.3	0.3	0.6	0.6	0.265	1.0	0.8
195-102	1000:5	0.3	0.3	0.3	0.6	0.6	0.209	1.0	0.8
195-122	1200:5	0.3	0.3	0.3	0.3	0.6	0.301	1.0	0.6
195-152	1500:5	0.3	0.3	0.3	0.3	0.6	0.471	1.0	0.6
195-162	1600:5	0.3	0.3	0.3	0.3	0.6	0.502	1.0	0.6
195-202	2000:5	0.3	0.3	0.3	0.3	0.3	0.782	0.6	0.6



Models 191, 192, 193, 194, 195



For more information, visit
governova.com/grid-solutions

Instrument Transformers LLC reserve the right to change specifications of described products at any time without notice and without obligation to notify any person of such changes.

© 2025 GE Vernova and/or its affiliates. All rights reserved. GE and the GE Monogram are trademarks of General Electric Company used under trademark license.



GE VERNOVA

GEA-N50319
English
251022